



## MASAN GROUP CORPORATION

No. 23 Le Duan Street, Sai Gon Ward

Ho Chi Minh City, Viet Nam

Phone : (+84 28) 6256 3862

Facsimile : (+84 28) 3827 4115

Web : www.masangroup.com

# VOTING PROCEDURES AT THE 2026 ANNUAL GENERAL MEETING OF SHAREHOLDERS MASAN GROUP CORPORATION

- Pursuant to the Enterprise Law No. 59/2020/QH14 passed by the National Assembly on 17/6/2020.
- Pursuant to the Securities Law No. 54/2019/QH14 passed by the National Assembly on 26/11/2019; and
- Pursuant to the Charter of Masan Group Corporation (the “Company”) dated 04/08/2025.

Voting on issues at the 2026 Annual General Meeting of Shareholders on 24 April 2026 (“AGM” or “General Meeting”) is implemented directly at the venue of the General Meeting. The Vote Counting Committee would like to announce the direct voting procedures at the 2026 AGM as follows:

## 1. Voting procedures:

### 1.1. For general issues related to the procedures for conducting the General Meeting of Shareholders: voting on the vote number basis.

With regards to general issues related to the procedures for conducting the AGM such as election of the Secretariat, the Vote Counting Committee, approval of the AGM agenda, working principles, Minutes of the AGM, Shareholders or Authorized Persons shall raise his/her hand when the Chairperson asks for votes: Agree; Disagree; No Opinion. Each issue shall be approved if being agreed by a majority (more than 50%) of Shareholders and authorized person attending and voting at the meeting.

### 1.2. For those issues submitted to the AGM for approval at Voting Card No. 1: Voting on the number of shares basis.

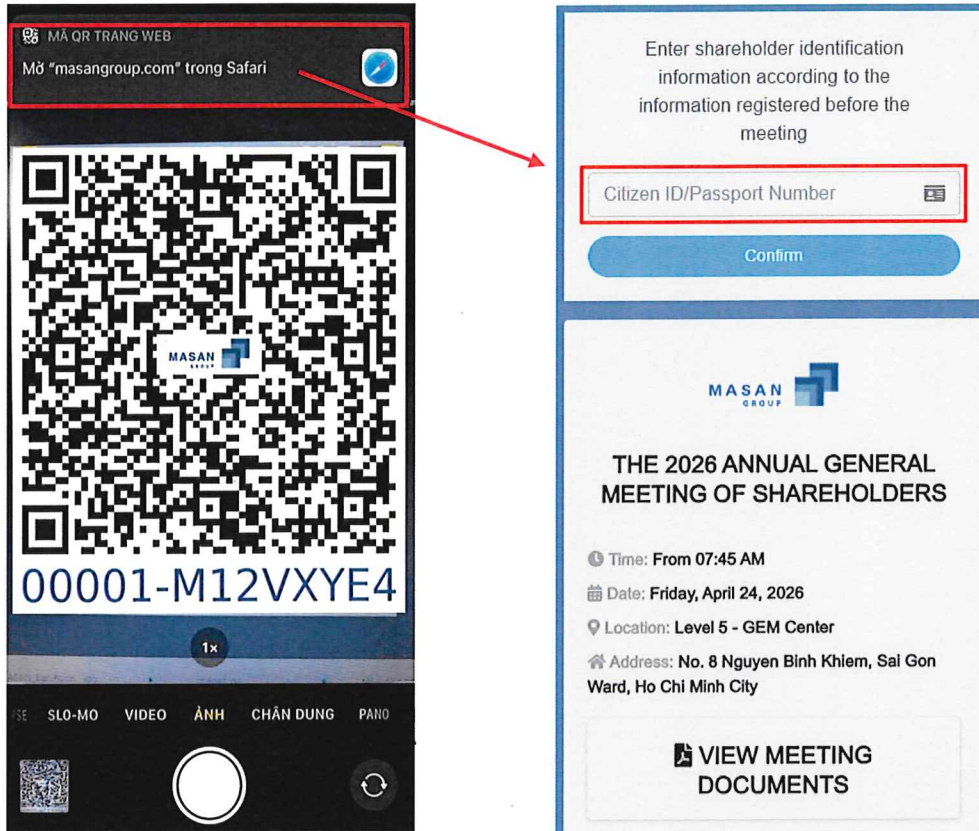
With regards to the issues of Voting Card No. 1, upon completion of the in-person registration procedure at the meeting venue, Shareholders or Authorized Persons shall, directly at the AGM, conduct the vote via digital voting platform addressed at <https://dhdcd.masangroup.com/> (“Website”). Shareholders or Authorized Persons who shall log in to the Wi-Fi network provided by the Company’s organizer (shall not use 3G, 4G or other kind of Wi-Fi networks) can participate in voting in the General Meeting.

To conduct digital voting, Shareholders or Authorized Persons need to log in to the homepage with digital voting function in one of two methods:

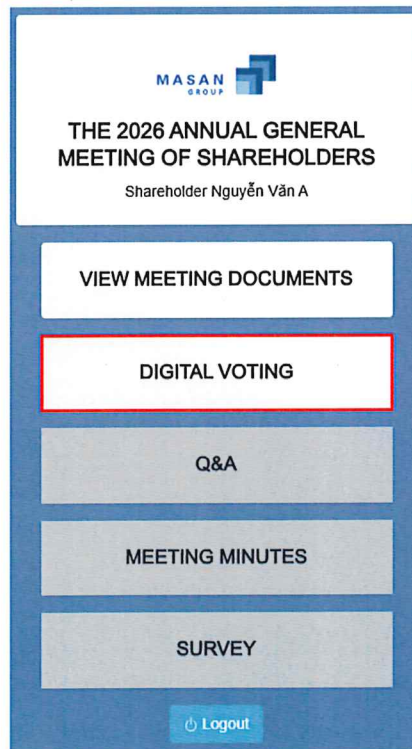
#### 1.2.1. Method 1: Scan the provided QR code

The Shareholder or Authorized Person uses camera function in his/her smartphone to scan QR code which was printed on the AGM invitation or provided on registration of the meeting and clicks the pop-up link on the top corner of the screen. The screen will appear

a message to enter identification information. The Shareholder or Authorized Person enters his ID number and chooses “Confirm”.



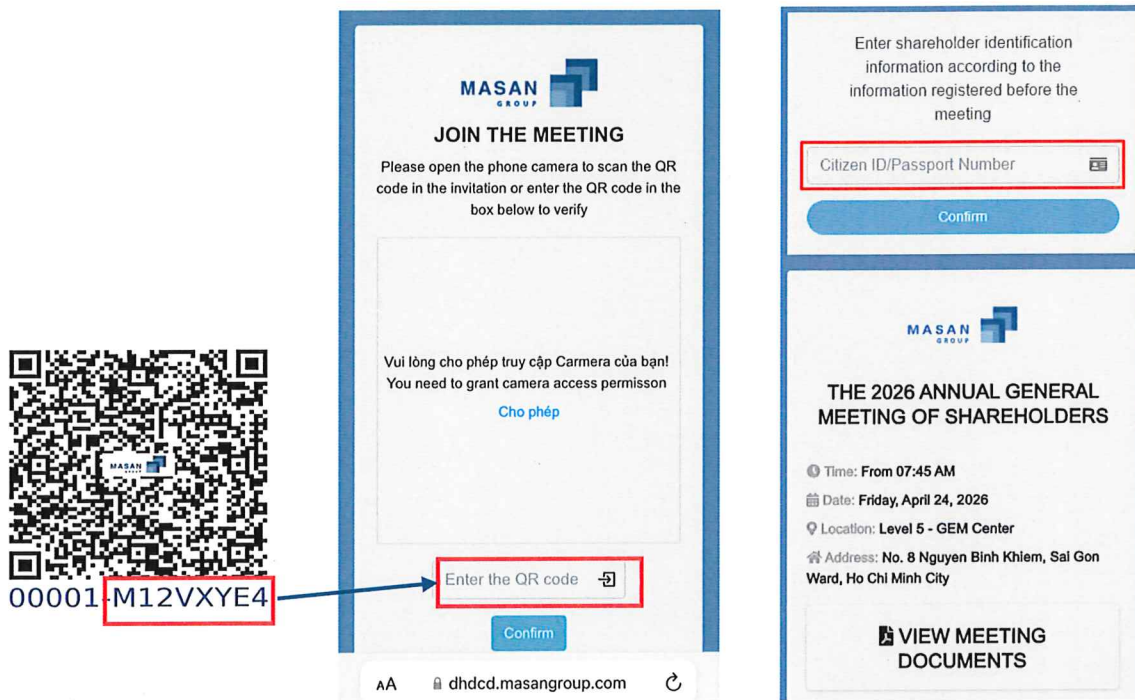
After successful confirmation, the Website will move to the home screen with digital voting function.



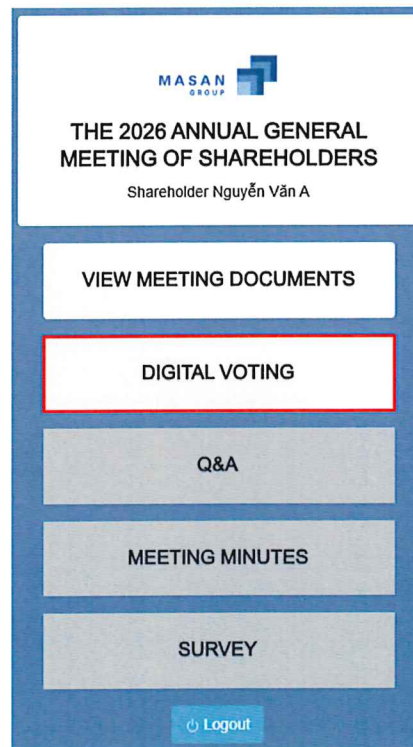
### 1.2.2. Method 2: Enter the link of the Website

If the camera function on the smartphone does not work to scan the QR code which was printed on the AGM invitation or provided on registration of the meeting, the Shareholder or Authorized Person types the link <https://dhdcd.masangroup.com/> to access the web

browser on the smartphone at the meeting venue. The Website shall notify the Shareholder or Authorized Person to enter the serial number under the QR (the 8-digit sequence below the QR code) onto the box “Enter the QR code” and click “Confirm”. The Website shall appear the notice for filling the identification information. On the identification box, the Shareholder or Authorized Person enters his ID number and chooses “Confirm”.



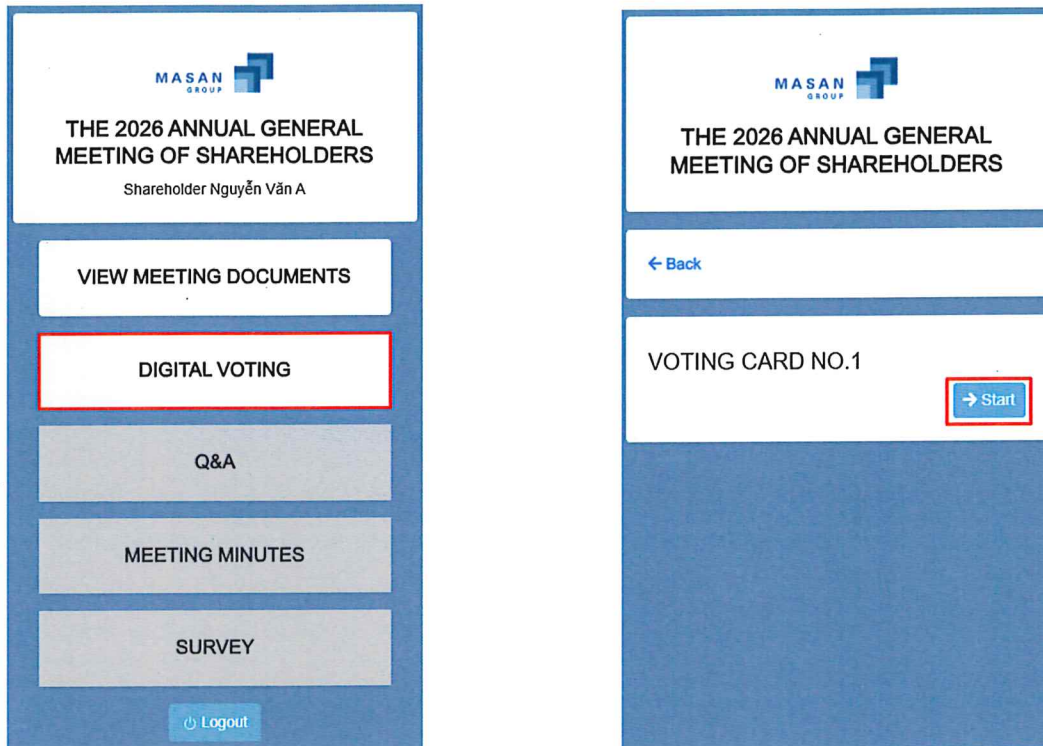
Upon successful confirmation, the Website will move to the home screen with digital voting function.



### 1.2.3. Digital voting

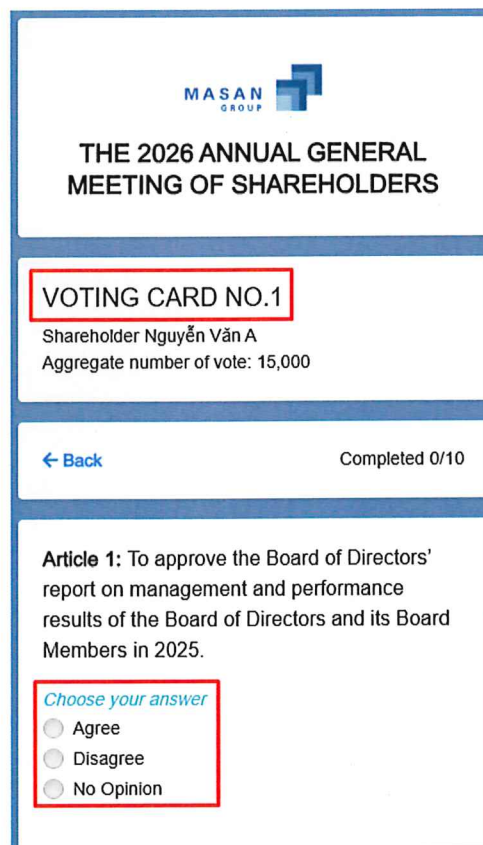
At the homepage with digital voting function, the Shareholder or Authorized Person shall choose “DIGITAL VOTING”. The website will move to a screen displaying “VOTING”

CARD NO. 1". On this screen, the Shareholder or Authorized Person clicks "Start" at the "VOTING CARD NO. 1" to start the voting process.



At the voting screen, Shareholders or Authorized Persons will be able to review their number of voting shares and do the voting.

- 1.2.4. The Shareholder or Authorized Person selects **one (1)** of three (3) boxes to vote: "Agree"; "Disagree"; or "No Opinion" for each of all issues.



1.2.5. The Shareholder or Authorized Person click “Submit results” after completing voting.

← Back Completed 9/10

Disagree  
 No Opinion

---

**Article 9:** To approve the Charter amendment in accordance with the Board of Directors' proposal.

*Choose your answer*

Agree  
 Disagree  
 No Opinion

---

**Article 10:** To approve the listing of bonds issued by the Company under public offerings in 2026 in accordance with the Board of Directors' proposal.

*Choose your answer*


Agree  
 Disagree  
 No Opinion

← Back Submit results

**Note:** The screen shall appear a notification box notifying the number of issues that you have voted to remind you to revote.

← Back Completed 9/10

Disagree  
 No Opinion

  
**Please confirm**  
You have selected 9/10, do you want to submit the voting?  
Voting cannot be changed after clicking "Confirm"

Confirm Review

If you want to change your choices or to complete all issues or review your choices, click “Review” and redo the step 1.2.4. If you are certain for all your choices, Shareholders or Authorized Persons shall click “Confirm”. Once clicked “Confirm”, the Shareholders or Authorized Persons cannot change voting choices. Upon clicking “Confirm”, the Shareholders or Authorized Persons shall be considered as having signed and submitted your Voting Card No. 1.

**1.2.6.** If Shareholder or Authorized Person neither submits his/her voting card nor performs the voting procedure fully or improperly as per instructions given above to complete the voting submission as determined herein above, he/she will be considered as non-voting.

## **2. Principles, sequences and procedures for voting, counting, making minutes of counting votes**

**2.1.** Shareholders and Authorized Persons can vote and elect upon the approval of Meeting agenda. Voting ends when all Shareholders or Authorized Persons have completed voting, or at the end of the voting period under the voting schedule as announced by the Vote Counting Committee, whichever is earlier.

**2.2.** The counting of votes shall be carried out immediately after the completion of the voting. Principle of rounding on the Minutes of Vote Counting for Voting Card No. 1: round to 2 decimal places.

**2.3.** The vote counting result is recorded in minutes with the signatures of all members of the Vote Counting Committee. The result of the vote counting will be announced before the closing of the Meeting. The minutes of vote counting consists of the contents as prescribed by law.

## **3. Approving the decision of the General Meeting of Shareholders at the Meeting**

### **3.1. For issues submitted to the General Meeting of Shareholders for approval in Voting Card No. 1:**

The decision of the General Meeting of Shareholders in Voting Card No. 1 shall be adopted by voting at the Meeting when the minimum percentage is reached under the law and the Company’s Charter:

**3.1.1.** Decisions on the class of shares and the total number of shares of each class: with at least 65% of the total voting shares approved by the attending and voting Shareholders or Authorized Persons.

**3.1.2.** Other issues: with more than 50% of the total voting shares approved by the attending and voting Shareholders or the Authorized Persons.

**3.1.3.** Any newly arisen issue at the Meeting shall be adopted in accordance with the provisions of the Company’s Charter and the provisions of Law.

## **4. Claim on voting and vote counting**

Any complaint and inquiry about the voting and vote counting will be resolved by the Chairman of the General Meeting or the Head of the Vote Counting Committee at the meeting if they are raised ahead of the minutes’ release.





## MASAN GROUP CORPORATION

No. 23 Le Duan Street, Sai Gon Ward

Ho Chi Minh City, Viet Nam

Phone : (+84 28) 6256 3862

Facsimile : (+84 28) 3827 4115

Web : www.masangroup.com

# VOTING PROCEDURES AT THE 2026 ANNUAL GENERAL MEETING OF SHAREHOLDERS MASAN GROUP CORPORATION

- Pursuant to the Enterprise Law No. 59/2020/QH14 passed by the National Assembly on 17/6/2020.
- Pursuant to the Securities Law No. 54/2019/QH14 passed by the National Assembly on 26/11/2019; and
- Pursuant to the Charter of Masan Group Corporation (the “Company”) dated 04/08/2025.

Voting on issues at the 2026 Annual General Meeting of Shareholders on 24 April 2026 (“AGM” or “General Meeting”) is implemented directly at the venue of the General Meeting. The Vote Counting Committee would like to announce the direct voting procedures at the 2026 AGM as follows:

## 1. Voting procedures:

### 1.1. For general issues related to the procedures for conducting the General Meeting of Shareholders: voting on the vote number basis.

With regards to general issues related to the procedures for conducting the AGM such as election of the Secretariat, the Vote Counting Committee, approval of the AGM agenda, working principles, Minutes of the AGM, Shareholders or Authorized Persons shall raise his/her hand when the Chairperson asks for votes: Agree; Disagree; No Opinion. Each issue shall be approved if being agreed by a majority (more than 50%) of Shareholders and authorized person attending and voting at the meeting.

### 1.2. For those issues submitted to the AGM for approval at Voting Card No. 1: Voting on the number of shares basis.

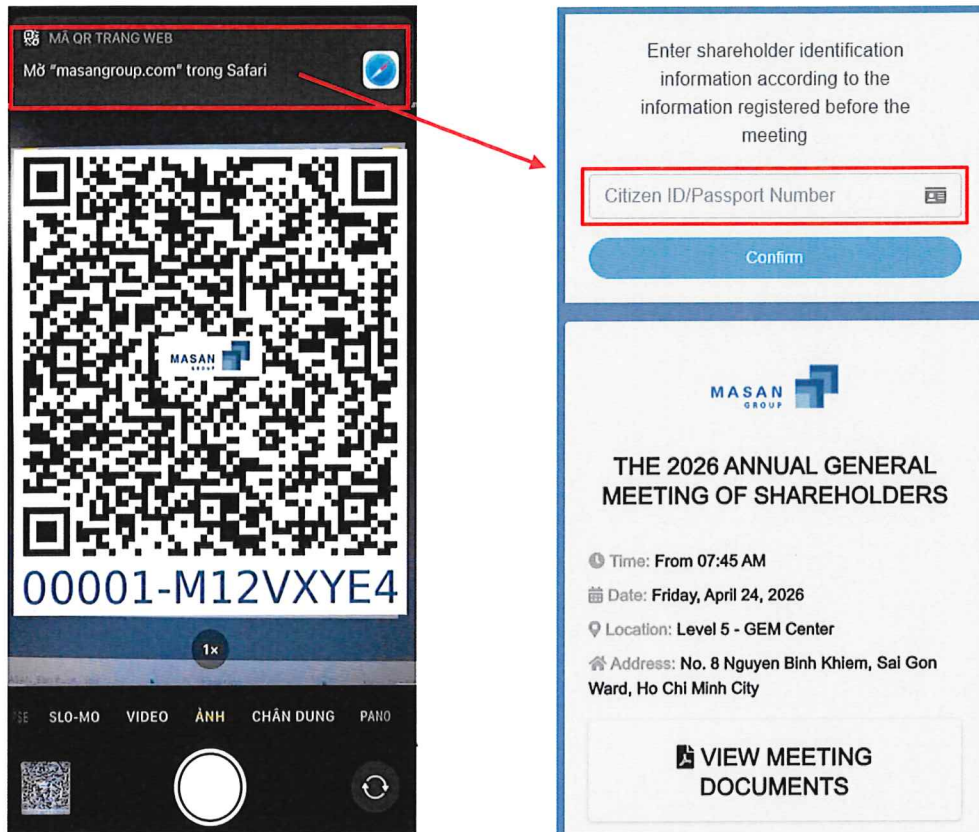
With regards to the issues of Voting Card No. 1, upon completion of the in-person registration procedure at the meeting venue, Shareholders or Authorized Persons shall, directly at the AGM, conduct the vote via digital voting platform addressed at <https://dhdcd.masangroup.com/> (“Website”). Shareholders or Authorized Persons who shall log in to the Wi-Fi network provided by the Company’s organizer (shall not use 3G, 4G or other kind of Wi-Fi networks) can participate in voting in the General Meeting.

To conduct digital voting, Shareholders or Authorized Persons need to log in to the homepage with digital voting function in one of two methods:

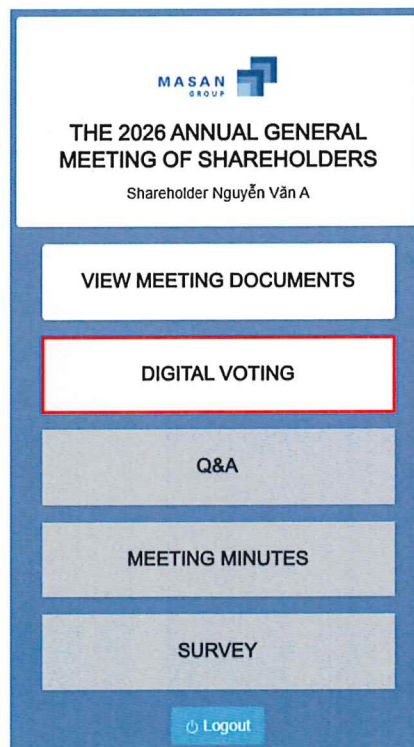
#### 1.2.1. Method 1: Scan the provided QR code

The Shareholder or Authorized Person uses camera function in his/her smartphone to scan QR code which was printed on the AGM invitation or provided on registration of the meeting and clicks the pop-up link on the top corner of the screen. The screen will appear

a message to enter identification information. The Shareholder or Authorized Person enters his ID number and chooses “Confirm”.



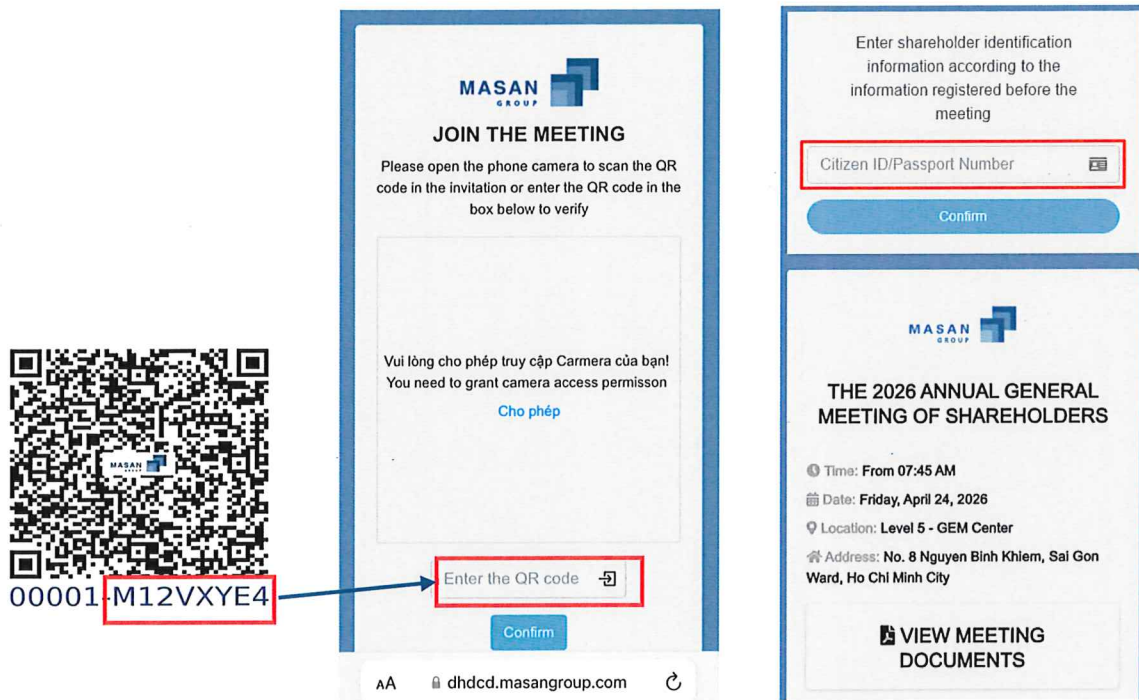
After successful confirmation, the Website will move to the home screen with digital voting function.



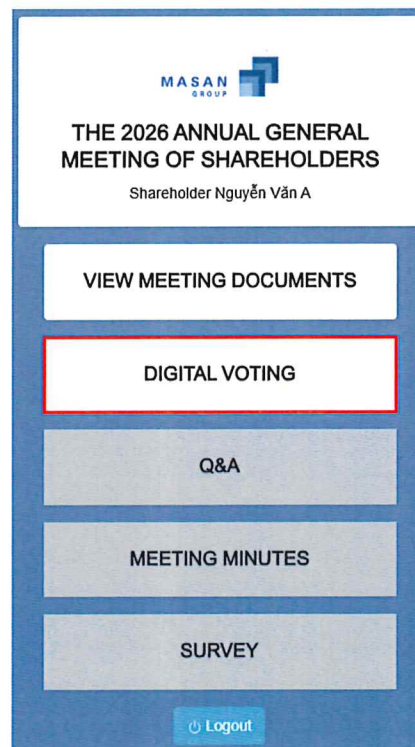
### 1.2.2. Method 2: Enter the link of the Website

If the camera function on the smartphone does not work to scan the QR code which was printed on the AGM invitation or provided on registration of the meeting, the Shareholder or Authorized Person types the link <https://dhdcd.masangroup.com/> to access the web

browser on the smartphone at the meeting venue. The Website shall notify the Shareholder or Authorized Person to enter the serial number under the QR (the 8-digit sequence below the QR code) onto the box “Enter the QR code” and click “Confirm”. The Website shall appear the notice for filling the identification information. On the identification box, the Shareholder or Authorized Person enters his ID number and chooses “Confirm”.



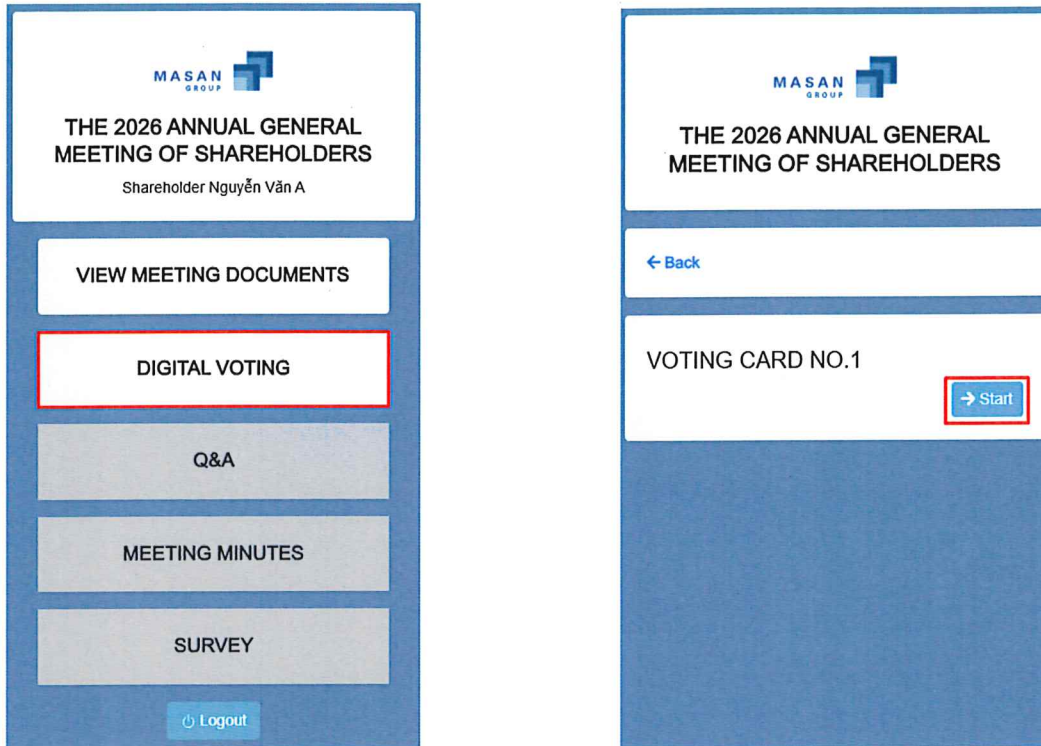
Upon successful confirmation, the Website will move to the home screen with digital voting function.



### 1.2.3. Digital voting

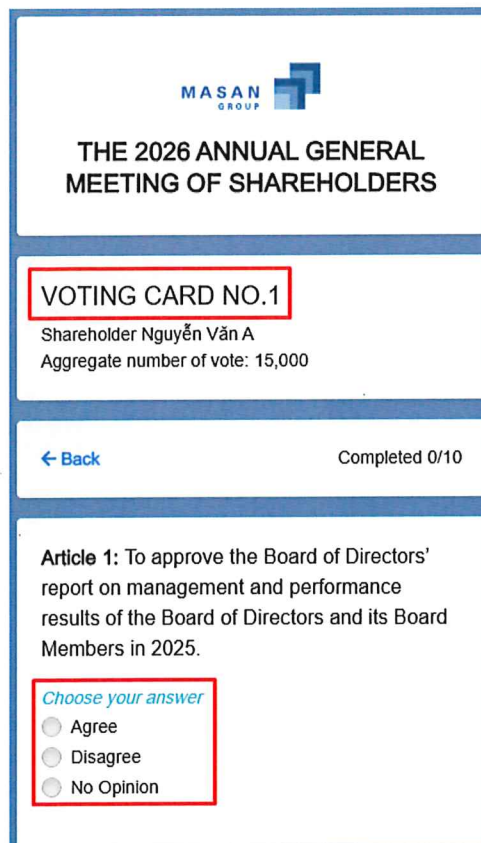
At the homepage with digital voting function, the Shareholder or Authorized Person shall choose “DIGITAL VOTING”. The website will move to a screen displaying “VOTING”.

CARD NO. 1". On this screen, the Shareholder or Authorized Person clicks "Start" at the "VOTING CARD NO. 1" to start the voting process.



At the voting screen, Shareholders or Authorized Persons will be able to review their number of voting shares and do the voting.

- 1.2.4. The Shareholder or Authorized Person selects **one (1)** of three (3) boxes to vote: "Agree"; "Disagree"; or "No Opinion" for each of all issues.



1.2.5. The Shareholder or Authorized Person click “Submit results” after completing voting.

← Back Completed 9/10

Disagree  
 No Opinion

**Article 9:** To approve the Charter amendment in accordance with the Board of Directors' proposal.

*Choose your answer*

Agree  
 Disagree  
 No Opinion

**Article 10:** To approve the listing of bonds issued by the Company under public offerings in 2026 in accordance with the Board of Directors' proposal.

*Choose your answer*


Agree  
 Disagree  
 No Opinion

← Back Submit results

**Note:** The screen shall appear a notification box notifying the number of issues that you have voted to remind you to revote.

← Back Completed 9/10

Disagree  
 No Opinion

### Please confirm

You have selected 9/10, do you want to submit the voting?  
Voting cannot be changed after clicking "Confirm"

ConfirmReview

If you want to change your choices or to complete all issues or review your choices, click “Review” and redo the step 1.2.4. If you are certain for all your choices, Shareholders or Authorized Persons shall click “Confirm”. Once clicked “Confirm”, the Shareholders or Authorized Persons cannot change voting choices. Upon clicking “Confirm”, the Shareholders or Authorized Persons shall be considered as having signed and submitted your Voting Card No. 1.

**1.2.6.** If Shareholder or Authorized Person neither submits his/her voting card nor performs the voting procedure fully or improperly as per instructions given above to complete the voting submission as determined herein above, he/she will be considered as non-voting.

## **2. Principles, sequences and procedures for voting, counting, making minutes of counting votes**

**2.1.** Shareholders and Authorized Persons can vote and elect upon the approval of Meeting agenda. Voting ends when all Shareholders or Authorized Persons have completed voting, or at the end of the voting period under the voting schedule as announced by the Vote Counting Committee, whichever is earlier.

**2.2.** The counting of votes shall be carried out immediately after the completion of the voting. Principle of rounding on the Minutes of Vote Counting for Voting Card No. 1: round to 2 decimal places.

**2.3.** The vote counting result is recorded in minutes with the signatures of all members of the Vote Counting Committee. The result of the vote counting will be announced before the closing of the Meeting. The minutes of vote counting consists of the contents as prescribed by law.

## **3. Approving the decision of the General Meeting of Shareholders at the Meeting**

### **3.1. For issues submitted to the General Meeting of Shareholders for approval in Voting Card No. 1:**

The decision of the General Meeting of Shareholders in Voting Card No. 1 shall be adopted by voting at the Meeting when the minimum percentage is reached under the law and the Company’s Charter:

**3.1.1.** Decisions on the class of shares and the total number of shares of each class: with at least 65% of the total voting shares approved by the attending and voting Shareholders or Authorized Persons.

**3.1.2.** Other issues: with more than 50% of the total voting shares approved by the attending and voting Shareholders or the Authorized Persons.

**3.1.3.** Any newly arisen issue at the Meeting shall be adopted in accordance with the provisions of the Company’s Charter and the provisions of Law.

## **4. Claim on voting and vote counting**

Any complaint and inquiry about the voting and vote counting will be resolved by the Chairman of the General Meeting or the Head of the Vote Counting Committee at the meeting if they are raised ahead of the minutes’ release.

